

# DRIVEWAY series

PETER SAVAGE DRIVEWAY SERIES  
Recessed Block Paving Access Cover & Frames

## Product & load rating:

### DRIVEWAY **SL** series

F.A.C.T.A Class AAA 10 Tonne G.L.V.W  
DR6045-SL 600 x 450mm for up to suit 65mm paving  
Slide-out design, single person operation.


### DRIVEWAY **L** series

F.A.C.T.A. Class AA 5 Tonne G.L.V.W  
DR3030-80 300 x 300mm for up to 65mm paving  
DR4545-80 450 x 450mm for up to 65mm paving  
DR4545-100 450 x 450mm for up to 80mm paving  
DR6045-65 600 x 450mm for up to 50mm paving  
DR6045-80 600 x 450mm for up to 65mm paving  
DR6045-100 600 x 450mm for up to 80mm paving  
DR6060-80 600 x 600mm for up to 65mm paving  
DR6060-100 600 x 600mm for up to 80mm paving


### DRIVEWAY **M** series

F.A.C.T.A. Class AAA 10 Tonne G.L.V.W  
M4545-80 450 x 450mm for up to 65mm paving  
M4545-100 450 x 450mm for up to 80mm paving  
M6045-80 600 x 450mm for up to 65mm paving  
M6045-100 600 x 600mm for up to 80mm paving  
M6060-80 600 x 600mm for up to 65mm paving  
M6060-100 600 x 600mm for up to 80mm paving

G.L.V.W. = Gross Laden Vehicle Weight



- easy single person operation.



## Driveway SL / L / M series features:

- Designed specifically for domestic driveways & patio use where an aesthetically pleasing design is paramount •
- The 'Driveway' series is an economic range of pavior infill access covers and frames •
- Recessed lid with robust lifting eyes • Angled inner of lid to aid lid removal •
- Fully flanged frames throughout • Single seal on Driveway-L and Driveway-M series •

**Finish:** Hot dipped galvanised to BS EN ISO 1461 as standard.

## Specification / Ordering:

Please choose the required product code,  
i.e. DR6045-SL

## Recess sizes:

65mm internal recess = for up to 50mm paving blocks  
80mm internal recess = for up to 65mm paving blocks  
100mm internal recess = for up to 80mm paving blocks

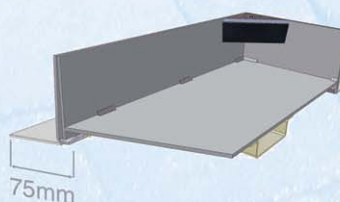
Kitemarked versions also available - see page 46.

FOR NON-STANDARD SIZES SEE 6000 SERIES. on page 37.

Slide-out  
Frame detail



Driveway  
Frame detail



© copyright 2006 Peter Savage Limited. All rights reserved.



Nuneaton ☎ : +44 (0) 24 7664 1777  
☎ : +44 (0) 24 7637 5250  
✉ : steel@peter-savage.co.uk

Wakefield ☎ : +44 (0) 1924 258 381  
☎ : +44 (0) 1924 258 382  
✉ : wakefield@peter-savage.co.uk

FM 37799  
BS EN ISO  
9001:2000

