



Rainwater harvesting solutions

THE PLATIN® FLAT TANK SYSTEM



15
years
warranty

Integrated
filter technology

Attractive
tank cover

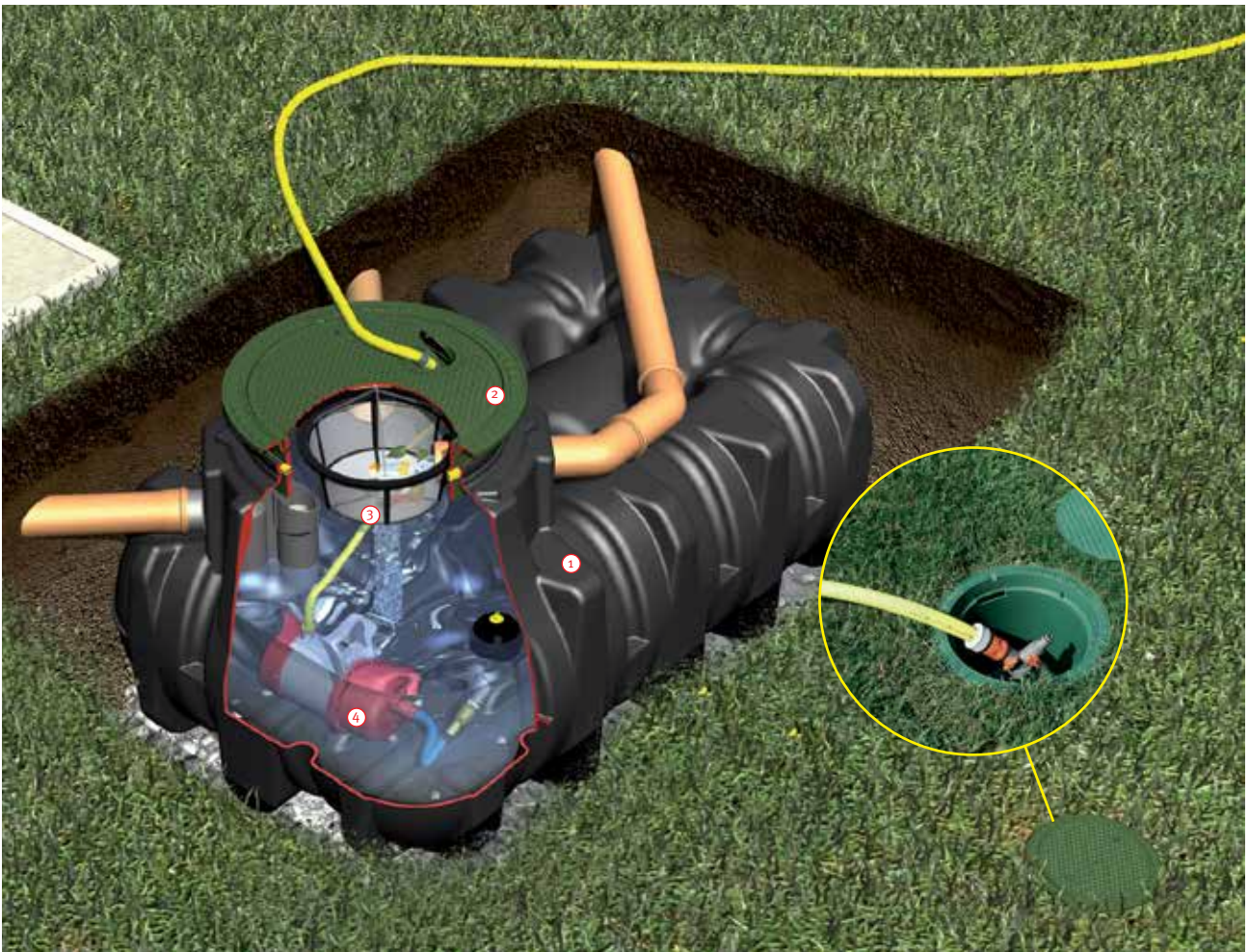
Minimal
installation depth

Suitable for
vehicle loading

Groundwater
stable

Platin® Garden Comfort package

Save up to 50% of your mains water needs - with GRAF's complete packages!



Platin Garden Comfort package

- Draw water from the socket like electricity
- Simple installation thanks to integrated filter technology
- Water can be extracted using an internal water connection box for standard watering system
- Easy to assemble due to modular components
- Just one cover visible at the surface

Scope of supply

- ① Platin® flat tank incl. 4 prefitted DN 100 lip seals
- ② Tank cover suitable for pedestrian or vehicle loading depending on the version
- ③ Tank filter package for the garden consisting of:
 - Internal filter basket incl. suspension
 - Overflow siphon with integrated rodent guard
- ④ Garden-Comfort technical package consisting of:
 - Integra INOX stainless steel submersible and suction pump incl. floating extraction setup
 - 10m pressure hose 1"
 - Internal water connection box
 - External water connection box

Capacity/litres	US gallons
1,500	400
3,000	800
5,000	1,350
7,500	1,980



Vehicle loading version available

Platin[®] House Direct-supply package

The simple domestic solution with submersible pump and mains water backup system



Platin House Direct-supply package

- Simple & quick to install
- Submersible pump supplies harvested rainwater on demand to WCs, washing machine & external tap
- Mains-on-Tap unit tops up the water level in the Platin tank when rainwater levels are low to guarantee continued water supply
- The quiet & conveniently sized Mains-on-Tap unit will fit in a kitchen or utility cupboard for very low visual impact
- Innovative float sensor detection on Mains-on-Tap unit ensures that the underground tank is kept supplied with mains water but only the amount necessary to maintain supply to toilets and washing machine, leaving as much volume as possible in the tank to collect rainwater when available

Scope of supply

- ① Underground tank (choice of tanks available, sizes vary according to property type)
- ② Telescopic lid (choice of telescopic lid available, depending on tank location)
- ③ Filter (Minimax filter supplied in accordance with type of tank)
- ④ Submersible pump with floating water intake
- ⑤ Mains-on-Tap unit
- ⑥ Float sensor (connected from Mains-on-Tap unit to the underground tank)
- ⑦ 100mm diameter duct pipe to contain; float sensor cable, power cable for pump, also bringing mains water to underground tank as and when required
- ⑧ 100mm diameter drainage pipe connected from downpipes to the inlet at the top of the tank (all downpipes brought into one pipe for connection to the filter)
- ⑨ 100mm diameter pipe for overflow from the tank to mains drainage network or soakaway

Platin® ECO-Plus package

Save up to 50% of your mains water needs - with GRAF's complete packages!



Platin ECO-Plus House package

- Self-cleaning integrated filter technology
- Mains water intake controlled by floating switch as required
- Easy to assemble due to modular components
- Just one cover visible at the surface

Scope of supply

- ① Platin flat tank incl. 4 pre-fitted DN 100 lip seals
- ② Tank cover suitable for pedestrian or vehicle loading depending on the version
- ③ Tank filter package for the house consisting of:
 - Minimax internal filter (self-cleaning)
 - Steady inlet pot and overflow siphon
 - Spannfix pipe connection sleeve
- ④ ECO-Plus technical package consisting of:
 - Mains water feeding console 15/4
 - Floating switch extraction
 - Wall duct DN 100
 - Labelling set
 - Suction pipe 25m Black & Green labelled RAINWATER

Capacity/litres	US gallons
1,500	400
3,000	800
5,000	1,350
7,500	1,980



Vehicle loading version available

Platin® House Indirect-supply package

The reliable domestic solution with submersible pump and header tank system



Platin House Indirect-supply package

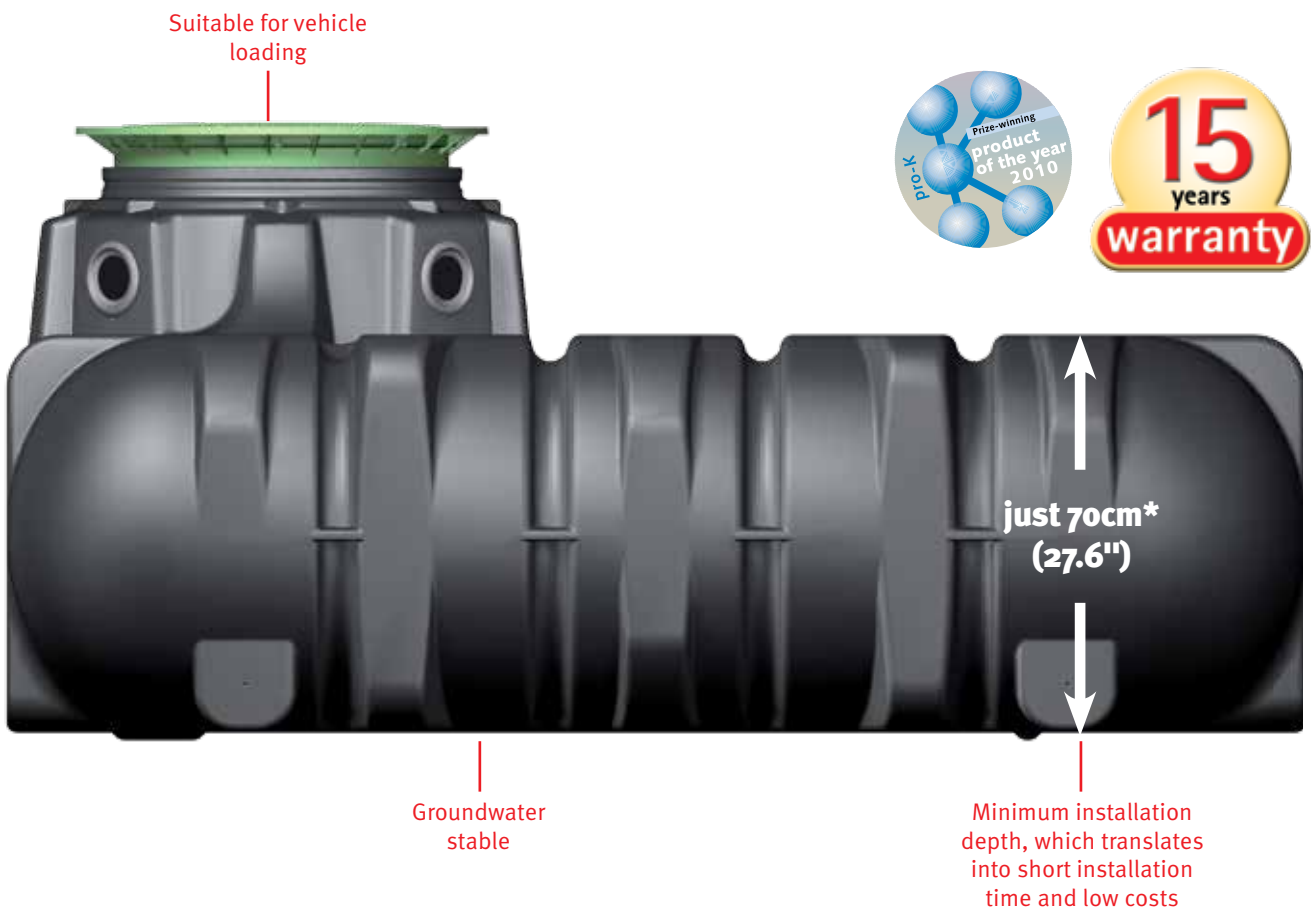
- Simple & quick to install
- Submersible pump supplies harvested rainwater on demand to the header tank where it is then gravity-fed to the WCs & washing machine
- The header tank controls the operation of the system and the supply of harvested rainwater and backup mains water to the WCs
- Dual valve system within the header tank prioritises rainwater supply over mains water, maximising the use of all available rainwater to save on mains water consumption
- Mains water switchover point is at a lower level in the header tank when rainwater is not available from the underground Platin tank
- Mains water backup supply is not reliant on power supply or pump pressure and therefore guarantees supply of water to WCs at all times

Scope of supply

- ① Underground tank (choice of tanks available, sizes vary according to property type)
- ② Telescopic lid (choice of telescopic lid available, depending on tank location)
- ③ Minimax filter supplied in accordance with type of tank
- ④ Submersible pump with floating water intake
- ⑤ Float switch (connected from mains water backup unit to the underground tank)
- ⑥ 100mm diameter duct pipe to contain; float sensor cable, power cable for pump
- ⑦ 100mm diameter drainage pipe connected from downpipes to the inlet at the top of the tank (all downpipes brought into one pipe for connection to the filter)
- ⑧ 100mm diameter pipe for overflow from the tank to mains drainage network or soakaway
- ⑨ Header tank package

Benefits of the Platin® flat tank

GRAF brand quality - try it for yourself!



Integrated filter technology

Self-cleaning and low maintenance



Large tank dome

For optimum filter assembly and maintenance



Attractive tank cover

Continuously variable height and tilting, including child-proof locking



Choose your tank size

Flat tank Platin® - Suitable for vehicle loading in conjunction with the Telescopic dome shaft with cast iron lid (accessory)



1,500 litres
400 US-Gal

Order no. 390000

3,000 litres
800 US-Gal

Order no. 390001

5,000 litres
1,350 US-Gal

Order no. 390002

7,500 litres
1,980 US-Gal

Order no. 390005

Select your desired tank cover



Telescopic dome shaft Mini, suitable for pedestrian loading

Order no. 371010

Telescopic dome shaft Maxi, suitable for pedestrian loading

Order no. 371011



Telescopic dome shaft cast iron, suitable for vehicle loading

Order no. 371020



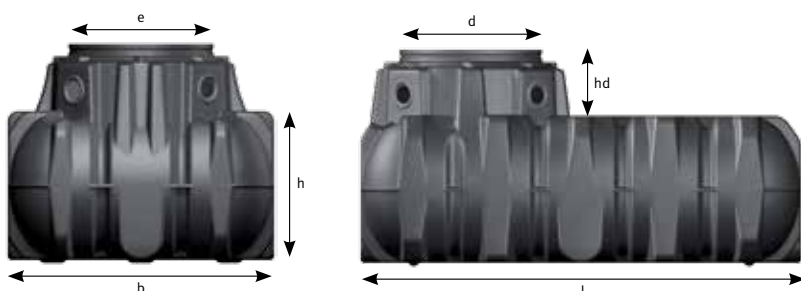
Water connection box internal

Draw water directly from the Platin flat tank. Can be easily upgraded with Mini telescopic dome shaft

Order no. 375119

Technical data

Dimensions/weight	1,500 litres (400 US gallons)	3,000 litres (800 US gallons)	5,000 litres (1,350 US gallons)	7,500 litres (1,980 US gallons)
Length (l)	2,100mm (82.6")	2,450mm (96.5")	2,280 (89.8")	3,600 (141.7")
Width (w)	1,250mm (49.2")	2,100mm (82.7")	2,300mm (90.6")	2,250mm (88.6")
Height of tank shoulder (h)	700mm (27.5")	735mm (28.9")	950mm (37.4")	1250mm (49.2")
Height of dome collar (hd)	315mm (12.4")	315mm (12.4")	315mm (12.4")	315mm (12.4")
Ø inlet (e)	650mm (26.0")	650mm (26.0")	650mm (26.0")	650mm (26.0")
Ø tank dome (d)	800mm (31.5")	800mm (31.5")	800mm (31.5")	800mm (31.5")
Weight approx.	80kg	170kg	240kg	360kg
Pounds/lbs	176.4	374.8	529.1	793.7



Installation of rainwater harvesting systems

GRAF UK provide a full installation service for anything from one-off single systems up to multiple systems for housing developments. We also provide a commissioning service and ongoing maintenance packages for individual clients or housing associations.

Complete installations include the following stages:



- ① Excavation of tank area & pipework trenches
- ② Tank assembly, installation & set up with tank dome & lid
- ③ Installation of filter unit within the top of the tank and connection to drainage pipes
- ④ Installation of the duct pipe from the tank to the property
- ⑤ Feed pipework through the duct, including pressure pipe, float sensor cable, power cable for the pump and pipes for mains water back to the tank
- ⑥ Install the submersible pump within the tank

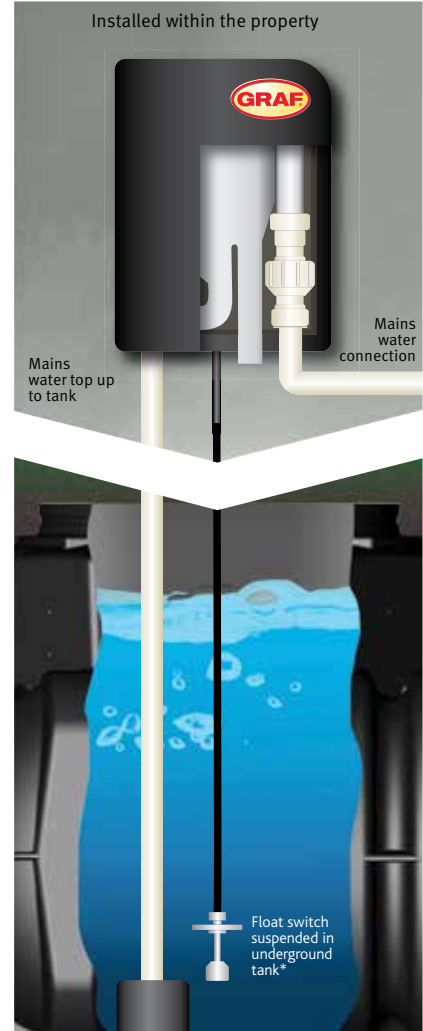
- ⑦ Make mains water connection to the chosen pump package, except Garden Comfort package
- ⑧ Commission the whole system once the power and water supply have been connected and turned on

GRAF UK can provide a full installation package or any individual parts of the overall installation. For example, installation of the internal parts only followed by commissioning of the whole system.

All GRAF UK installations are provided with a minimum of 1 year contractor's warranty.

GRAF UK site staff are 100% CSCS qualified.

Mains-on-Tap unit



* For more detailed information please see installation instructions

Graf UK Ltd
Target House
Thorpe Way Industrial Estate
Banbury
Oxfordshire OX16 4SP

T: 01608 661500
F: 01295 211333
E: info@grafuk.co.uk
www.grafuk.co.uk

Your expert specialist dealer: