

# SEMISOM 290L SERIES

## the versatile submersible pump for dirty water and sewage

Available in 230V single phase and 400V three phase models, the highly versatile Semison 290L series pumps have been designed for arduous dirty water and sewage type applications. Suitable for freestanding or guiderail installations. They feature vortex impellers providing a 50mm dia. solids handling capability.

- Nom. 0.55kW ( 230V=4.2Amp : 400V=1.7Amp)
- Cast iron/Stainless steel construction • Optional float switch
- Mechanical seal and lip seal • Coolant filled motor
- 10m H07RN-F cable as standard • Weights 15- 17 Kg.
- Guiderail option on Horizontal discharge models




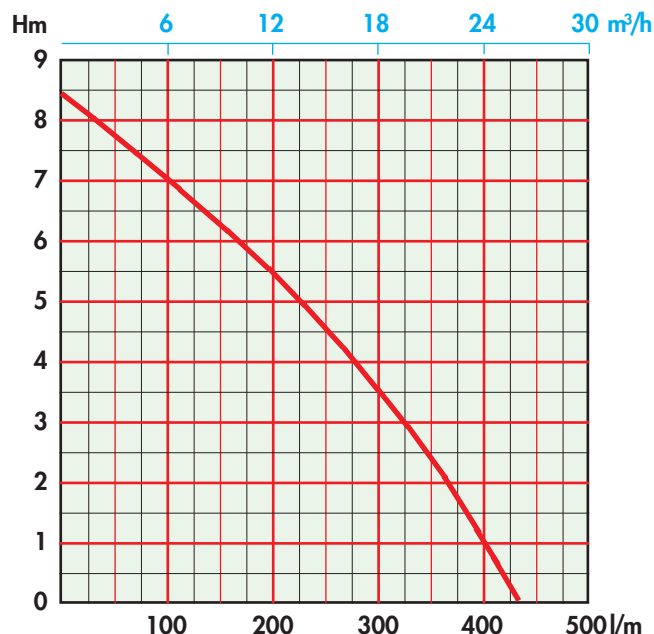
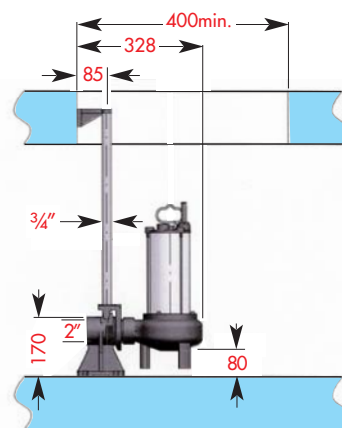
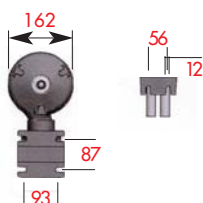
The following configurations are normally available ex-stock:

1. 230/1/50, Vertical discharge, Manual, Integral capacitor.....Code: 290LMIC
2. 230/1/50, Vertical discharge, Auto, Integral capacitor.....Code: 290LMGIC
3. 230/1/50, Horizontal discharge, Manual, Integral capacit.....Code: 290LMICH
4. 230/1/50, Horizontal discharge, Auto, Integral capacitor.....Code: 290LMGICH
5. 400/3/50, Vertical discharge, Manual.....Code: 290LT
6. 400/3/50, Horizontal discharge, Manual.....Code: 290LTH



To special order, 230V pumps can be supplied with external capacitor in a thermal switch capacitor box.

### GUIDERAIL KIT



MODEL	DISCHARGE	A	B	C	D
3/4	2" BSPF Horiz.	492	115	198	162
6	2" BSPF Horiz.	440	115	198	162
1/2	2" BSPF Vert.	492	186	235	162
5	2" BSPF Vert.	440	186	235	162

© Descriptions, technical data and features contained in this leaflet are not binding. We reserve the right to make any necessary modifications without prior notice.

